

# 25 Stories of Jesus

## Jesus is very special



### Play time



#### Surprising toys

Have some toys that do surprising things for the children to investigate. You could have some jack-in-the-box toys, pop-up toys, tops that spin round to reveal something inside, books with lift-the-flap surprises, curved mirrors and puppets that can be turned inside out to reveal another puppet. Don't interfere in this, but let the children explore and discover for themselves.

#### Cornflour surprises

**You will need:** cornflour, water, bowl.

Mix two cups of cornflour with one cup of water in a bowl and investigate its strange properties. Let the children pick up a small bit of the mixture and roll it into a ball in their hands. Then stop rolling the ball and see what happens. Try squeezing some of the mixture in your hand and then opening your hand. What happens if you stir slowly and then

quickly? Try pushing your finger into the mixture slowly. The children will need aprons for this activity!

#### Hunt the treasure

**You will need:** shells, sand tray.

Bury shells or other objects in the sand. Let the children hunt for them and then re-bury them. This links in with the idea of Jesus being buried but coming back to life again. The children will be using skills of coordination and spatial awareness as well as exploring the properties of dry sand.

#### Changing faces

**You will need:** paper circles, crayons, craft sticks or straws, glue.

Give each child two paper circles. Let them draw a sad face on one circle of paper and a happy face on the other. Stick them back-to-back on a stick or straw. Twirl the stick round to change a sad face into a happy one. This links with the idea that Jesus' friends changed from being sad when he was dead to happy when he was alive again.

### Game time



#### Jump like Jack

Crouch down small like a jack-in-the-box. On a given signal, like a clap, the children jump up as if popping out of the box. The children must listen carefully and control themselves to wait for the signal.

#### Pass the balloon

**You will need:** balloons, pump.

Arrange the children in lines of four or so. Give the first child a balloon. He has to pass it over his head to the child behind; continue till the last child has the balloon. She runs to the front of the line to start again. Repeat the process, passing the balloon back in a different way each time (between legs, to one side etc). This practises coordination and teaches mathematical words like 'under' and 'over'.

### Making time



#### Plant a bulb

**You will need:** bulbs, soil, plant pots, water.

Let the children plant a bulb in a pot and cover it with soil. Water it with a child-sized watering can. Talk about how the bulb seems dead now and we can't see it because it is buried underground. But the bulb has life in it and will grow into a beautiful flower.

#### Mobile phones

**You will need:** card, straws, crayons.

Use a rectangle of card to make a mobile phone. The children can draw on numbers or stick on number stickers. See if they can get them in the right order. Add a straw to make an aerial. Comment that you can't see the person you are talking to on the phone, but you know they are there listening.

### Story time



#### Jesus is very special

**You will need:** helium-filled balloon on long string, a cardboard box.

Begin, holding the balloon high above your head.

A long time ago, before Jesus was born, God seemed a long way away from his people. (*Point to balloon.*) The people couldn't see him, or reach him or touch him. (Can you touch the balloon? No.) They weren't even sure if God was there, or cared about them.

So God decided to change that. God sent his son, Jesus, down to earth to live among the people. (*Pull balloon down to children's level.*) The people were pleased. Now they could see what God was like – like Jesus. They could touch Jesus and listen to him. (*Let the children touch the balloon gently.*)

But some people didn't believe that Jesus was God's son. Surely God lived in heaven! He wouldn't come down to earth! So they killed Jesus. (*Hold balloon on the ground.*) All his friends were very sad.

Jesus was buried in a tomb. (*Cover balloon with box, still holding string.*) Three days later, some of Jesus' friends came to see his body. They were still feeling sad that their special friend had died. But what a surprise! When they got to the tomb, they saw that it was open! (*Turn box onto its side; let balloon pop up.*) Jesus had gone! And there was an angel next to the tomb. 'Don't be afraid,' said the angel. 'Jesus isn't here. He has come back to life!'

The friends were so amazed – and so happy! Then they saw Jesus himself. (*Balloon at children's level.*) He looked the same, but somehow different too. 'I shall stay with you for a little while,' he promised. 'But then I must go back to my father in heaven.' The friends were so glad to have Jesus with them again! It was wonderful to know he was alive.

A few weeks later Jesus did go back to heaven. (*Let string out to full length.*) And Jesus promised his friends that he would send his Holy Spirit to be with them always. They would always know that God was with them.



Matthew 28;  
Mark 16;  
1-8;

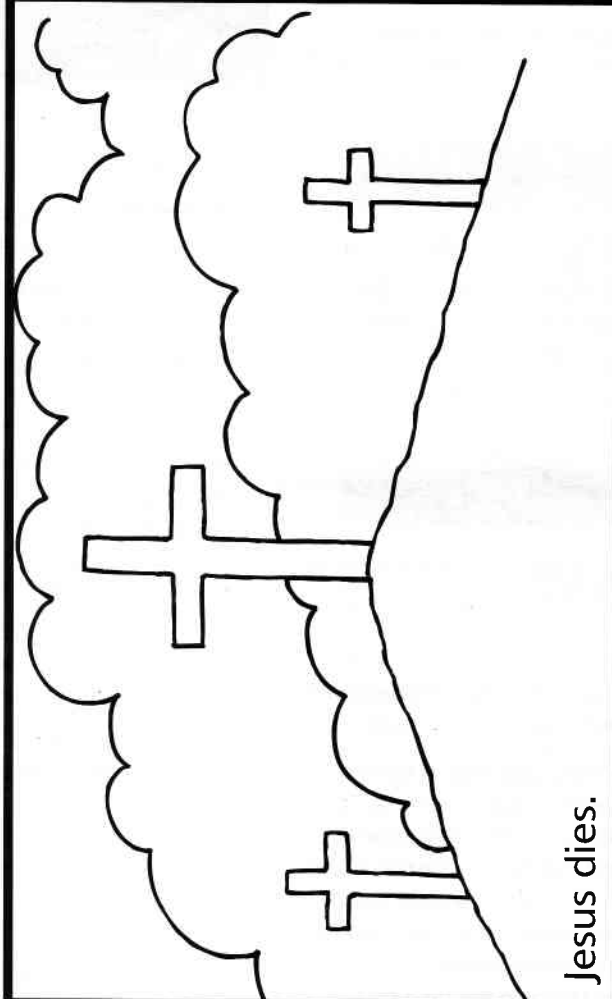
Luke 24:1-12  
50-53;  
John 20:1-8;  
Acts 1:6-11

# Jesus is very special.


Here are four things that Jesus did. Cut out the pictures and put them in the right order.

My name \_\_\_\_\_


Stick your pictures on paper to make a poster or a little book.



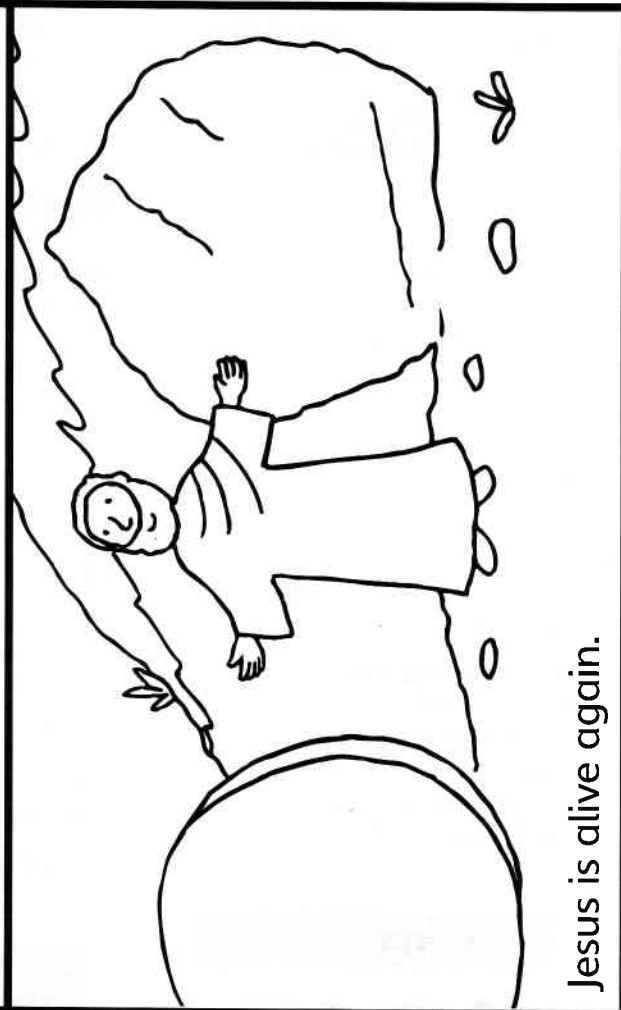
Jesus dies.



Jesus tells people about God.



Jesus goes to heaven.



Jesus is alive again.