

23 Stories of Jesus

Jesus meets a rich man



Play time



Kings and queens

You will need: dressing-up clothes, crowns, costume jewellery.

Dress up as kings and queens in crowns, robes, long dresses, scarves and costume jewellery. Do the children feel and behave differently when they have dressed up like this?

Build a castle

You will need: construction toys.

Build a castle using Duplo, wooden bricks or cardboard boxes. Talk about the features of a castle such as the moat, drawbridge, turrets and battlements, and the reasons for them. What sort of people would live in castles? How are the lords and ladies different from the servants?

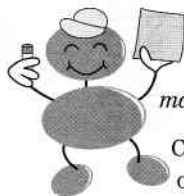
Obstacle course

You will need: items to make an obstacle course.

Make an obstacle course for the children to follow. This could include a tunnel to crawl through, climbing frame to climb over, skittles or chairs to weave in between, a rope or line to walk along and hoops to climb through. This links with the idea of a rich man following Jesus being as hard as a camel going through a needle. The children will improve their physical coordination and balance, and learn the meaning of words such as 'over', 'between' and 'through'.

Rich and poor people

You will need: paper, glue, magazines, scissors.



Cut out pictures from magazines of rich people wearing grand clothes and jewels. Also cut out pictures from charity magazines and newspapers of poor people from the developing world. Older children could cut or tear the pictures for themselves. Divide a piece of paper in half and get the children to stick the rich people on one side and the poor people on the other. Or work together to

make two big pictures labelled 'rich people' and 'poor people'.

Game time



Shop talk

You will need: till, pretend money, baskets, items to sell.

Make a shop using a table for a counter with a till and baskets, and another to display the goods. You don't just have to have a grocery store. How about a shop selling books or dolls' clothes or toy cars? Use plastic money or, if this is too small to be safe for your group, cut large 'coins' out of gold card. Encourage the children to get the idea of exchanging money for goods.

Sit by the shop and play a memory game by saying, 'I went shopping and I bought...' and point to an item in the shop as you name it. The next person has to repeat this and add on another item. See how far you can go and how many items the children can remember. This is a good test of listening and remembering.

Making time



Crown

You will need: card or sugar paper, shiny collage items, glue.

Make a crown using card or sugar paper. Cut triangles out of the top to create the crown effect. Decorate with shiny paper, milk bottle tops or coloured jewel sweets. Wrap the paper round the child's head to get a good fit and fasten with staples or sticky tape. Cover staple ends

Necklace

You will need: string, beads or an alternative.

Thread beads onto a piece of string to

make a necklace. You could also use ring-shaped sweets or crisps, or pasta tubes sprayed gold (by an adult, in a well-ventilated area). Threading is a useful skill for children to practise as it improves fine motor skills.

Jewels

With clean hands and working area, shape pieces of coloured fondant icing to make jewels or flatten to make 'coins'.


Story time



Jesus meets a rich man

You will need: easel or flip chart, cut-out pictures, Blu-tack, bodkin-type needle.

Use an easel, flip chart or large piece of card as a storyboard background. Enlarge and cut out the pictures of Jesus and the rich man. Also prepare: coins, clothes, jewels, house (Roman villa style), and camel. Put Blu-tack on the back of each and add them to the storyboard when indicated.



There was once a young man who was very rich. (Rich man.) He had loads of money. (Coins.) He bought himself lots of expensive clothes and jewels. (Clothes and jewels.) He had a big grand house and lots of servants to help look after it. (House.) He even had a camel to ride on. (Camel.)

One day the rich man met Jesus. (Jesus.)


'I am a very good man,' he told Jesus. 'I have been good since I was a little boy. I haven't hurt anyone or stolen anything. I don't tell lies and I love my mum and dad. Everyone says I'm very nice. So can I be your friend?'

'That's very good,' said Jesus, looking at the man with great love. 'There's just one

My name



Jesus meets a rich young man.

How did Jesus feel?
Draw his face on each picture.





Jesus met a young man. Jesus liked him.

Mark 10:
17-31



Jesus said, "Leave your money and come with me."
The man said, "I can't do that."



The young man went away. Jesus was sad.